



Vinyl
WINDOWS

POLARISWINDOWS.COM

The
ULTRAWELD[®]
SELECT
Collection



PREMIUM VINYL REPLACEMENT WINDOWS


DOUBLE HUNG & GLIDER FEATURES



DOUBLE HUNG



PLATED LOCK FINISHES*



Sash limit locks secure partial opening.



DuoTilt combination lock system allows three sash lock actions: Lock, Unlock and Tilt. Lock system provides a hidden tilt latch function.




DuoTilt lock system provides a secure, air tight seal. DuoTilt locks eliminate need for added tilt latches, giving a more stylish look and a stronger corner weld on meeting rail sash.



Continuous over/under interlock and sashes are triple weatherstripped to prevent air infiltration. Optional reinforced meeting rails.*



Extruded lift rail is part of sash extrusion, not added later. Fusion welded frame and sash corners are strong and free from gaps.




Multi chamber extrusions are strong and insulating. Foam-filled main frame and sash optional.*



Windows that qualify as Most Efficient are windows with the Ultimate² glass package. Ask your sales rep for more information.

ENERGY EFFICIENT GLASS

These insulated glass (IG) units are panes of glass sealed onto the Intercept[®] U-shaped steel spacer. Together, the spacer and sealant block temperature transfer and reduce condensation.



We also offer many high-performance energySMART[®] upgrades. Low-E coating reduces ultra violet light damage and heat gain. Argon gas fill between panes further reduces temperature transfer. Upgrades are ENERGY STAR qualified. Ask for a brochure.



GLIDER

Sash glides easily on brass rollers and lifts out from inside for easy cleaning. Offered in two or three lite styles.

*options



CASEMENT

Get creative with choosing one of the many options offered to create your own custom look.

All casements will require removal of a screen to adjust miniblinds.

Left: Black Interior Cap and Black Interior/Exterior Cap is only available on Casements, Awnings and Casement Picture Window.

CASEMENT & AWNING

Awning and casement sash cranks fold into base for a clean look. Sash fully opens with just a few turns. Hinged side of sash slides away from frame when fully opened.



Heavy duty casement mechanism.

LIFETIME PEACE OF MIND

Comfort, energy efficiency, ease of operation and ownership are built into every Polaris window. Tough Polaris extrusions are Ultra-Welded at every frame and sash joint to create seamless and strong windows. Vinyl itself is not a thermal conductor.



AWNING

Enjoy fresh air even on rainy days.



Heavy duty casement sash hooks & frame bar lock in up to three places.



Corner Drive hardware optional.*

PATIO DOOR

The UltraWeld Select® vinyl patio door delivers the latest in technology and safety. Choose from same color & glass options as windows. 2 panel patio door (below.) Also available in 3 panel.



BAY & BOW

Bays traditionally feature a center picture window flanked by casement or double hung windows. Two windows can replace the picture window. Windows in a bow are all the same size. Picture windows are flanked by two operable windows. Add recessed lighting as an option.



3 to 6 Lite Bows
Aluminum Hip Roof in Sierra Tan*



3 Lite Bay
Exterior Paint shown in Black*



GARDEN

Add an herb garden to your kitchen with a garden window.

EXTERIOR PAINT*

20 Year Warranty against fading, peeling or blistering



All Colors shown throughout are reproduced by mechanical process and may vary from actual colors of product. Use actual color selectors.

4 to 6 week lead time | Grid color may be affected by glass coatings such as Low-E.

SCREEN OPTIONS



BetterVUE®
Screen Mesh Better Insect Screen
 Standard on Double Hungs ONLY
 10% Better Insect Protection
 20% Better Airflow
 20% Clearer View



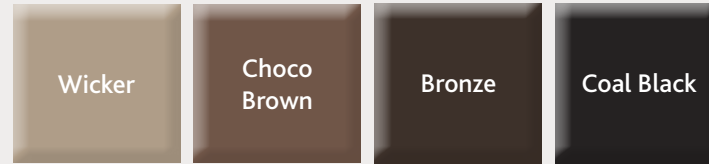
Standard Screen Mesh
 Proven and Reliable
 Sight more obstructed
 Less airflow than BetterVue



*Flex screen is offered in: Clean, Tuff and Solar. Please contact your rep for availability options.

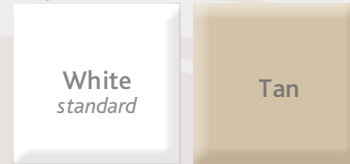
EXTERIOR LAMINATE*

20 Year Warranty against fading, peeling or blistering




WINDOW COLORS*

Vinyl

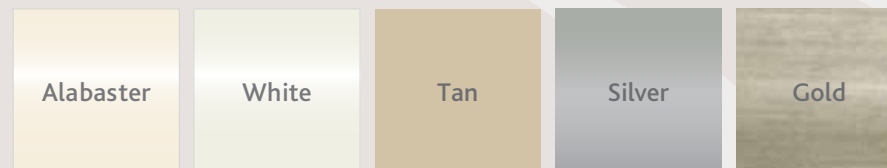


Interior Wood Grain Laminates



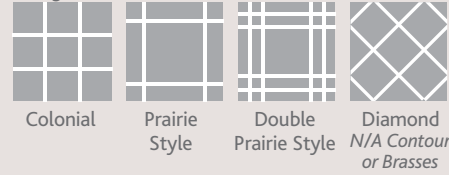
Coppertone hardware is standard on wood grains

INTERNAL MINI BLINDS*



DECORATIVE GLASS*

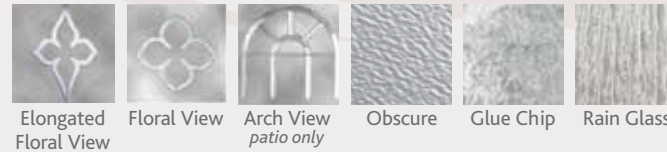
Designs



Internal Muntin Styles

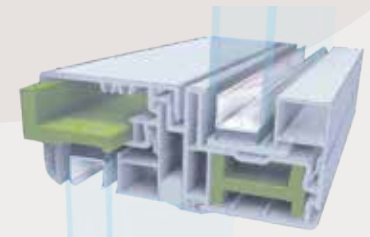


view glass 3/8" v-groove, interior surface of glass unit pane



Inergy™ is the innovative, energy-efficient alternative to aluminum.

Rigid Thermal Reinforcements are advanced fiberglass reinforced resin inserts, designed to slide easily into window frame chambers for greater support and insulation.



Ask About Our
**GLASS BREAKAGE
 WARRANTY**

NAMI Gold Label Certified to NFRC and FGIA Standards



Manufacturer Stipulates Conformance to:
NFRC 100/200/500
AAMA/WDMA/CSA 101/LS.2/A440-08

MFG Code: 213-1
 7420 Double Hung
 R-PG50-H 1016x1600 (40x63)
 LC-PG25-H 1372x2032 (54x80)

**NFRC
 POL-M-42**

*options